

# OFFICE FURNITURE COLLECTION

## Wood Veneer Production Base

No. 758 Meiling Road, Tangpu industrial park, Dipu town, Anji County, Zhejiang Province

## Melamine Board Production Base

No. 2 Road, Tangqi Industrial Park, Yuhang District, Hangzhou City, Zhejiang Province, China.  
No.280 Changyang Road, Tingjiang Town, Mawei District, Fuzhou City, Fujian Province, China.

## Anji Smart Industrial Park

Green Furniture Industrial Park, Economic Development Zone, Anji County, Huzhou City, Zhejiang Province, China.

Tel: 0086 (0572) 5325 987  
Email: [export@kano-office.com](mailto:export@kano-office.com)  
Website: [www.kano-global.com](http://www.kano-global.com)

kano

OFFICE FURNITURE

kano

Business Card

# CONTENT

Group Introduction

01-08

Desks & Tables

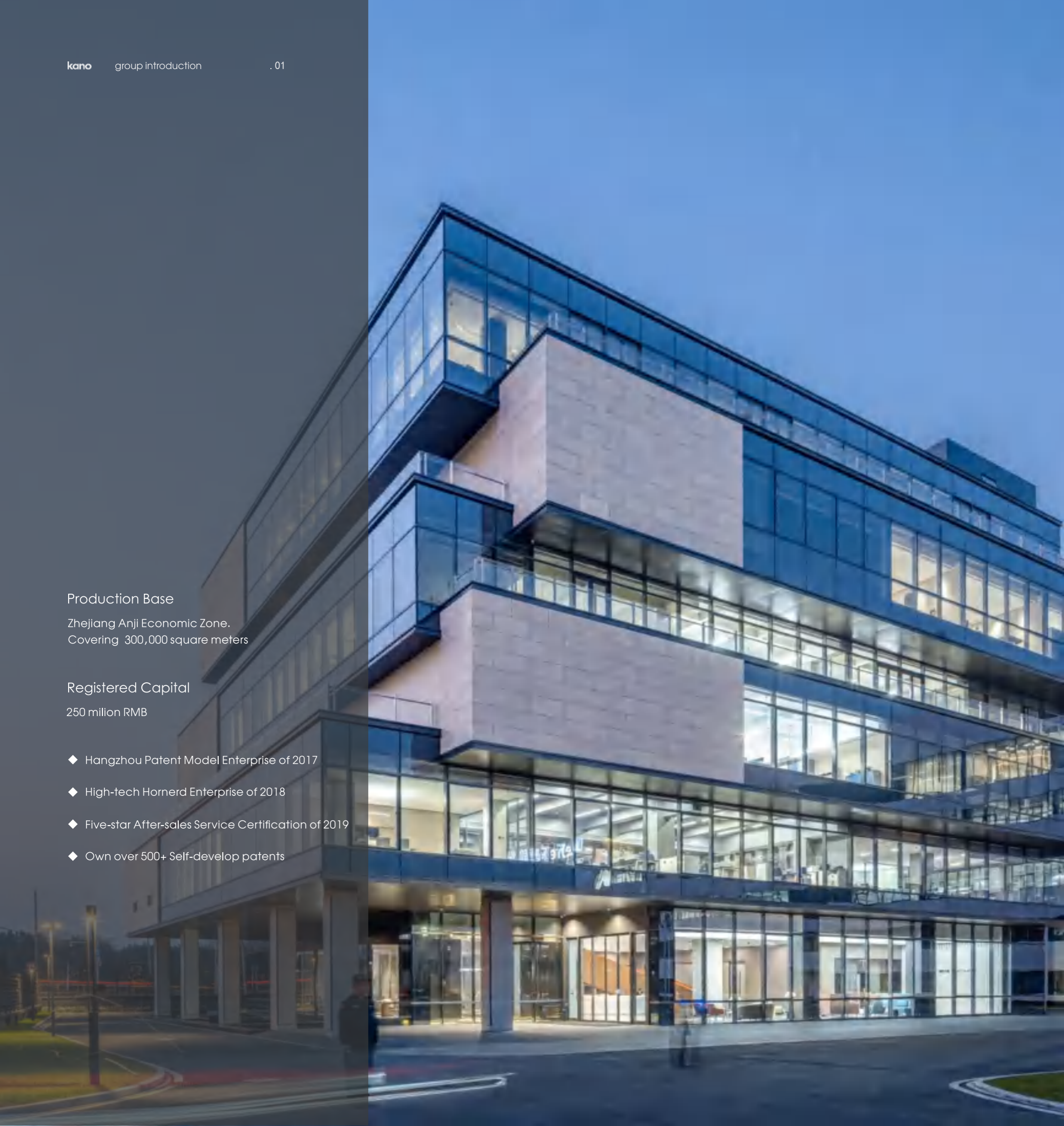
09-132

Storages

133-146

Seatings

147-224



Production Base

Zhejiang Anji Economic Zone.  
Covering 300,000 square meters

Registered Capital

250 million RMB

- ◆ Hangzhou Patent Model Enterprise of 2017
- ◆ High-tech Hornerd Enterprise of 2018
- ◆ Five-star After-sales Service Certification of 2019
- ◆ Own over 500+ Self-develop patents

# GROUP INTRODUCTION

Kano Group Co., Ltd., is a Sino-foreign joint venture, and a national high-tech enterprise dedicated to furniture manufacturing and plate pressing. Kano is a member of the Lianjie Group. Presently, Kano Group has three business segments and four major brands, namely the office furniture brand Kano and the plate pressing brand Furen, Rerge and the home furniture brand Abito.

## Quality Control



## Environmental Protection



## Ergonomics





## Headquarters

Kano, a fashion and new brand with international view, focuses on R&D, production, sales and services of office furniture. Kano concentrates on providing professional total solution of office space for clients.

## Production System

Kano's sophisticated automatic machinery are mainly imported from Germany, Italy, and Switzerland. "6S Standard" is strictly implemented for a clean and organized working environment.



HOMAG Automatic linear edge banding machine



HOMAG Laser edge banding machine



4 + 1 plate punch (manipulator)

## Warehouse System

Kano strictly implements the lean management system, huge storage with professional loading and transportation system to ensure production delivery to all parts of the country safely within three days.



## Anji Smart Industrial Park

Anji Smart Industrial Park is located in Anji, Zhejiang. It is the first ecological county in China, with a total building area of more than 200,000 square meters. It is a fully automatic high-tech industrial park integrating R & D, communication, display and training.





## Melamine Production Base

The plate pressing factory of the Kano Group is a powerful advantage for the supply of front-end panels and independent development. It provides a good development premise for the production of furniture and space customization, and resource sharing.

## Production System

The plate pressing 4.0 standard manufacture fully implements automatic production. We emphasize "design leads manufacturing", and produce high-quality and unique products.




Infrared Positioning



Dust-free Constant Temperature



Automatic Distribution Line



Using European good design and technology, we develop high-precision synchronous wood grain effect plates. At the same time, aiming at the real needs of the domestic market, we develop differentiated veneer products.

## High fidelity to true wood grain


Italian grain design+ European top steel plate mold + European top industrial equipment= best products




Wood Grain



Smooth Leather



Metallic Sense



Stone Effect

## International Plate Cooperative Brand

**schattdecor** **CLEAF** **saviola** Flai SURTECO **SESA** **HUECK**

### European Design Cooperation

C/B Is a MDO team based in Milan. The studio, considered one of the most influential design team in Europe, is active in multiple design areas, from furniture and product design to architecture, and works with leading global companies. Many of the studio's works have won international design awards, including the Red Dot, Medium frequency and excellent design awards, etc.

### Achivements

- Microsoft Italy Headquarters (2006)
- Egyptian History Museum (2002)
- NATUZZI Milan Cologne Booth (2002)
- NATUZZI Divan&Divani Store (2002)
- .....

### Design Cooperation

vitra.

SAMSUNG

kano®

Artemide®

interstuhl

NATUZZI



# DESIGN TEAM

Kano has a strong design team, not only owned a domestic first-class design team, but also established a good relationship with the world's top designers, and we also set up a design studio in Italy.



Designer: Claudio Francesco Bellini  
Country: Italy

Kano Chief Designer. Italian architect and designer who founded his own studio after working with his father Mario Bellini. Mr. Bellini won many international awards including Red Dot. He has earned reputations not only in Italian design field but also in the international level.



Designer: Luis Zhang  
Country: China

Kano's CCO of over 10 years of experience in furniture product design, product planning, brand strategy, and won numerous awards.




Designer: Bie Jun Li  
Country: China

R&D director of Kano, an expert at building a lean R&D system, has a unique understanding of product management and the product R&D process.

### Design Awards





## **Desks & Tables**

From workstation to boardroom, we can offer you high-quality products in various options which will perfectly fit your space.

# Emmy



Pursuits for **delicate details**, together with fusion of reality and illusion making a **great masterpiece**

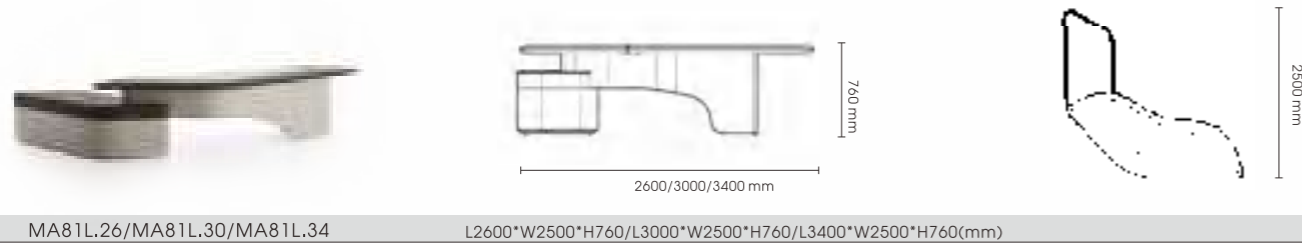
**Oriental elements**, coupled with **modern flair**, make our products conventional yet stylish.

By breaking through the original dull appearance the whole space bears **Chinese characteristics in western-like lifestyle**





# SPECIFICATION



MA81L.26/MA81L.30/MA81L.34 L2600\*W2500\*H760/L3000\*W2500\*H760/L3400\*W2500\*H760(mm)



MA90.32/MA90.37 L3230\*W400\*H1935/L3730\*W400\*H1935(mm) MA91.38/MA91.43 L3830\*W400\*H1935/L4330\*W400\*H1935(mm)



MA30.20 L2000\*W400\*H710(mm) MA31.27 L2700\*W600\*H1600(mm)



MA70.34 L3400\*W1450\*H760(mm) MA70.40 L4000\*W1550\*H760(mm)




MA70.46 L4600\*W1650\*H760(mm) MA70.34H L3400\*W1450\*H760(mm)



MA70.40H L4000\*W1550\*H760(mm) MA70.46H L4600\*W1650\*H760(mm)

# SPECIFICATION




MA40.03 L354\*W354\*H367(mm) MA40.06 L614\*W779\*H307(mm)



MA40.11 L1189\*W954\*H357(mm) MA43.24 L2400\*W880\*H700(mm)

# MATERIAL



CY20

CY16

# Ring



**Elegant streamline** with curved outline blend its toughness into graceful curve.  
**Electrical turnover box**, convenient for power supply.

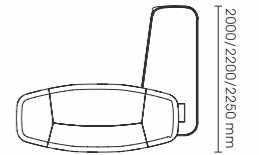
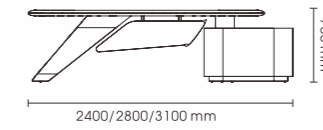
**The perfect combination** of simplicity, fashion, and classic, highlighting the **high-level texture of the office**.

It not only **creates outstanding boutiques**, but also shows the **mainstream trend** of contemporary art design.  
**It is pleasing to the eye** and at the same time you can **feel the breath of the times**.

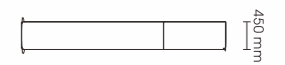
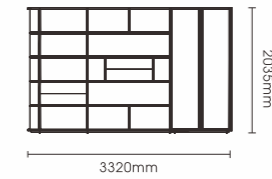




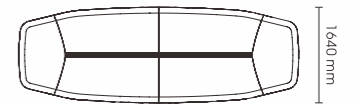
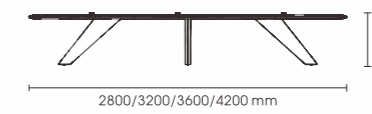
## SPECIFICATION



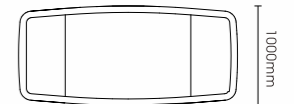
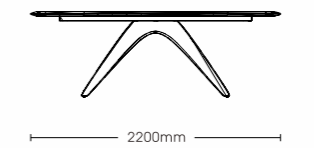
MQR81L.24/MQR80L.28/MQR80L.31 L2400\*W2000\*H760/L2800\*W2200\*H760/ L3100\*W2250\*H760 (mm)




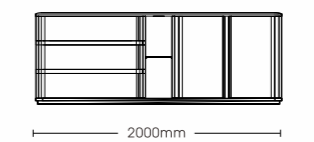
MQR90.33 L3320\*W450\*H2035 (mm)



MQR70.42/MQR70.48 L4200\*W1640\*H760 / L4800\*W1640\*H760 (mm)




MQR70.22 L2200\*W1000\*H750



MQR40.20 L2000\*W400\*H895


## MATERIAL

Main Color



CY19

Matching Color



CY16



CF26

# Champion

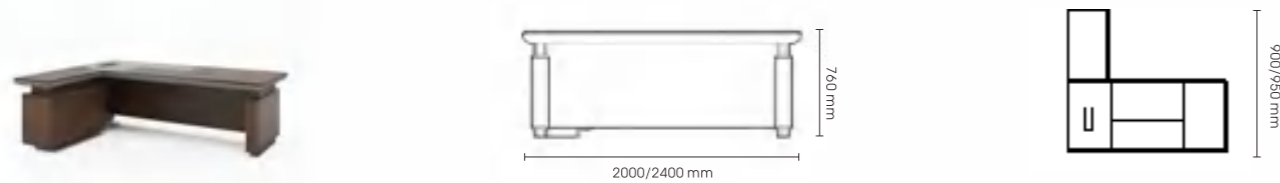


The atmosphere is calm, and the momentum is natural  
Steady and modern go hand in hand  
With sheer ingenuity  
Expand the invisible realm in the visible  
Explore the boundaries of beauty



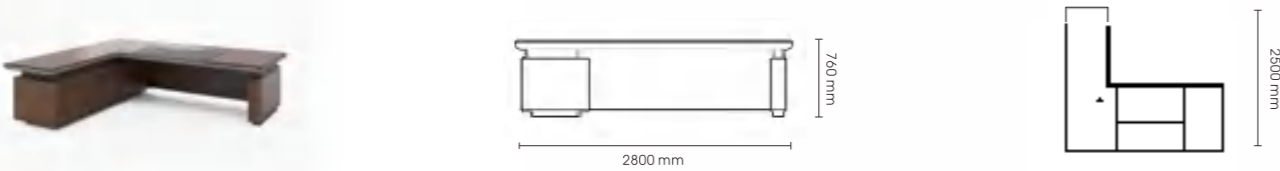


## SPECIFICATION



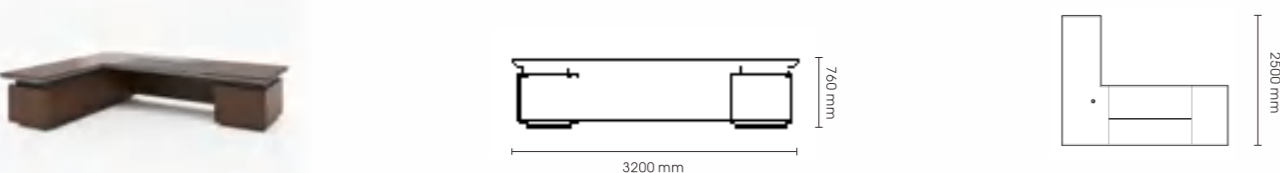
MGP80L.20/MGP80L.20

L2000\*W900\*H760/L2400\*W950\*H760(mm)



MGP80L.28

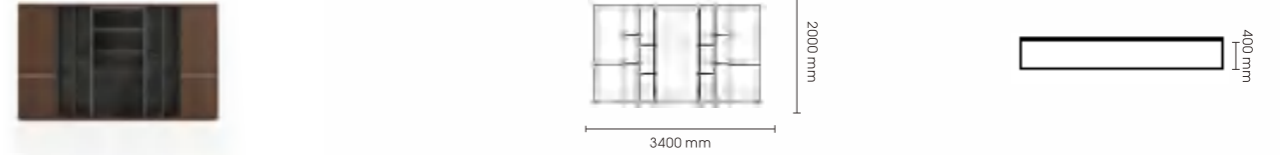
L2800\*W2500\*H760(mm)



MGP80L.32

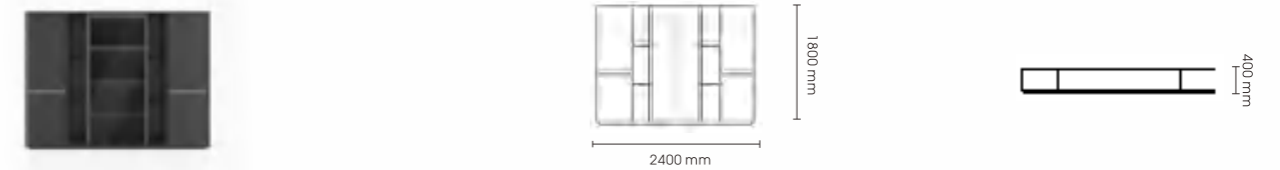
L3200\*W2500\*H760(mm)

## SPECIFICATION



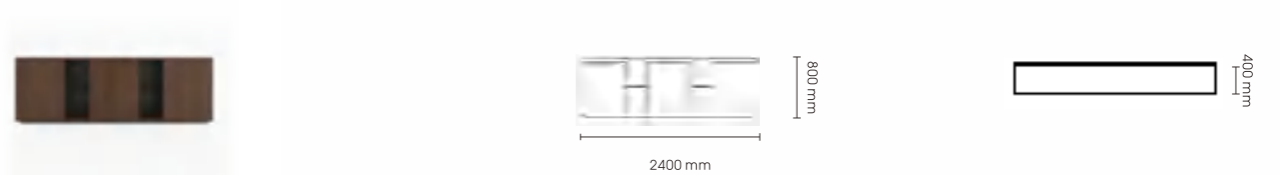
MGP90.34

L3400\*W400\*H2000(mm)



MGP90.24

L2400\*W400\*H1800(mm)



MGP91.24

L2400\*W400\*H800(mm)



MGP70.30/MGP70.36

L3000\*W1400\*H760/L3600\*W1400\*H760(mm)

MGP70.42/MGP70.48

L4200\*W1500\*H760/L4800\*W1500\*H760(mm)

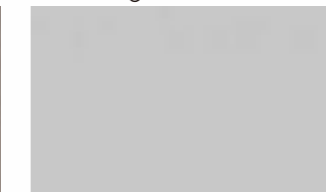
## MATERIAL

Main Color



CY07

Matching Color



CY24



CF17

# Lorenzo



**Elegant lines manifest** calmness and wisdom. The soul and essence of craftsmanship, the temperament of executive are **fully displayed**.

**Simplicity, fashionable** styling stands out Lorenzo as a luxurious table with **noble qualities**.

**Concise and beautiful, amazing workmanship** is the connotation of this product design, coupled with a straight and strong figure, so that the product **stands perfectly in your office life**.





**Elegance and harmony**, shininess and eminence are the mainstream trend of **contemporary design art**.

You can **enjoy walking in the atmosphere** of the times while appreciating its **beauty and quality**.

**Excellence and eminence**. We take the professional design team as the main line, adopting fine and exquisite crafts, and then finally make one **office environment with multiplied nobility**.

# SPECIFICATION

MLS80L.28/MLS80L.32 L2800\*W2200\*H760 / L3200\*W2360\*H760 (mm)

MLS90.42/MLS90.47 L4200\*W420\*H1900 / L4700\*W420\*H1900 (mm)

MLS70.36H/MLS70.42H/MLS70.48H L3600\*W1400\*H760 / L4200\*W1400\*H760 / L4800\*W1650\*H760 (mm)

MLS70.54H L5400\*W1650\*H760 (mm)

MLS70.36/MLS70.42/MLS70.48 L3600\*W1400\*H760 / L4200\*W1400\*H760 / L4800\*W1650\*H760 (mm)

MLS70.54 L5400\*W1650\*H760 (mm)

# SPECIFICATION

MLS71.10 L1000\*W1000\*H760 (mm) MCJ04.08 L840\*W840\*H340 (mm)

# MATERIAL

Main Color Matching Color

CY07 CY13 CF17

# Gramy



The overall design is inspired by the design elements and lines of the luxury car ES8 series of NIO.

Which breaks the traditional style of this industry platform and introduces the popular concept of Internet vehicle.

It concludes the idea of youth and vitality, new fashion and nobility. The overall line is smooth and generous with the temperament of stable and wise.

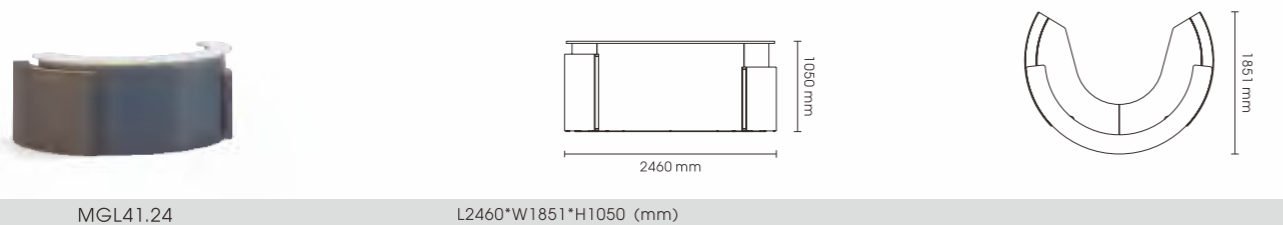
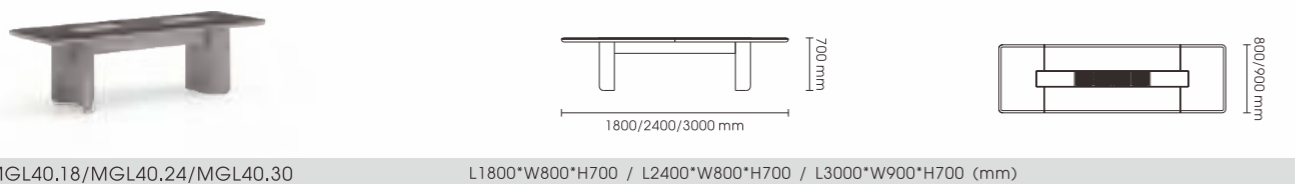
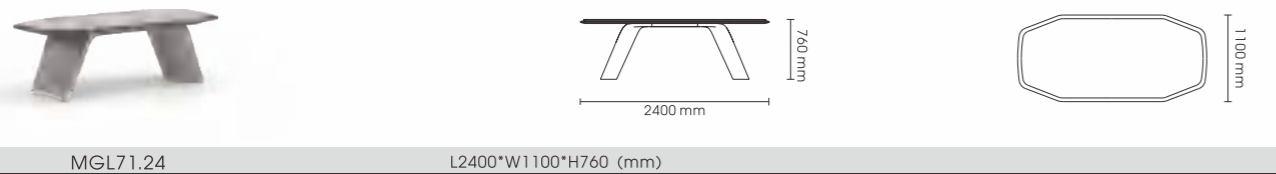
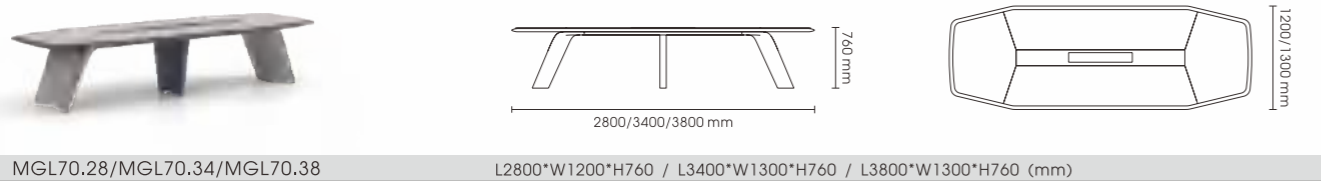
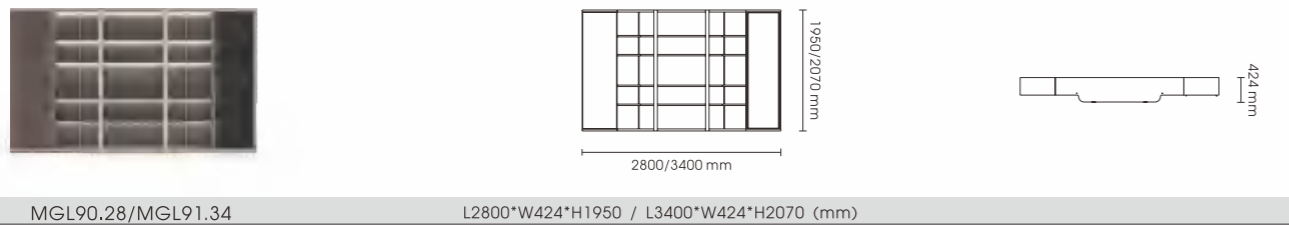
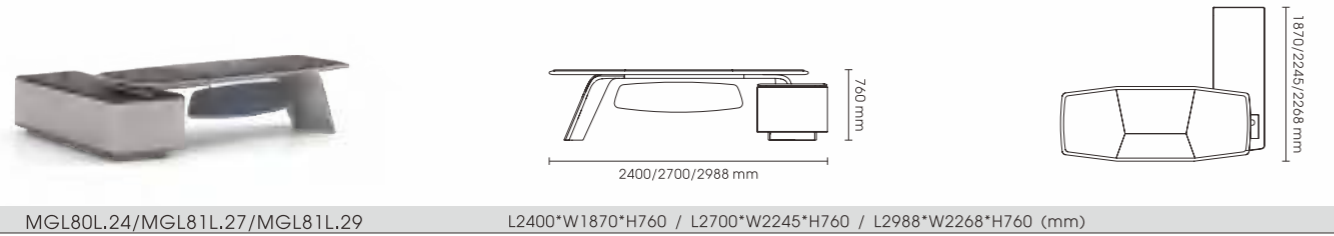


**Graceful lines**, prudent style, wise but passionate style.  
Its appearance is **full of post modern aesthetic**, and the sense of times.

**Soft and firm combined style** catches you when you see it from  
a distance, and totally enchanted when you **touch and feel it**.

**Always embody the extraordinary ambitions** in the strategic planning with an atmosphere to win thousands  
of miles away. Let your passion even more magnificent with your **wisdom and generosity**.

# SPECIFICATION



# SPECIFICATION



# MATERIAL



# Amo



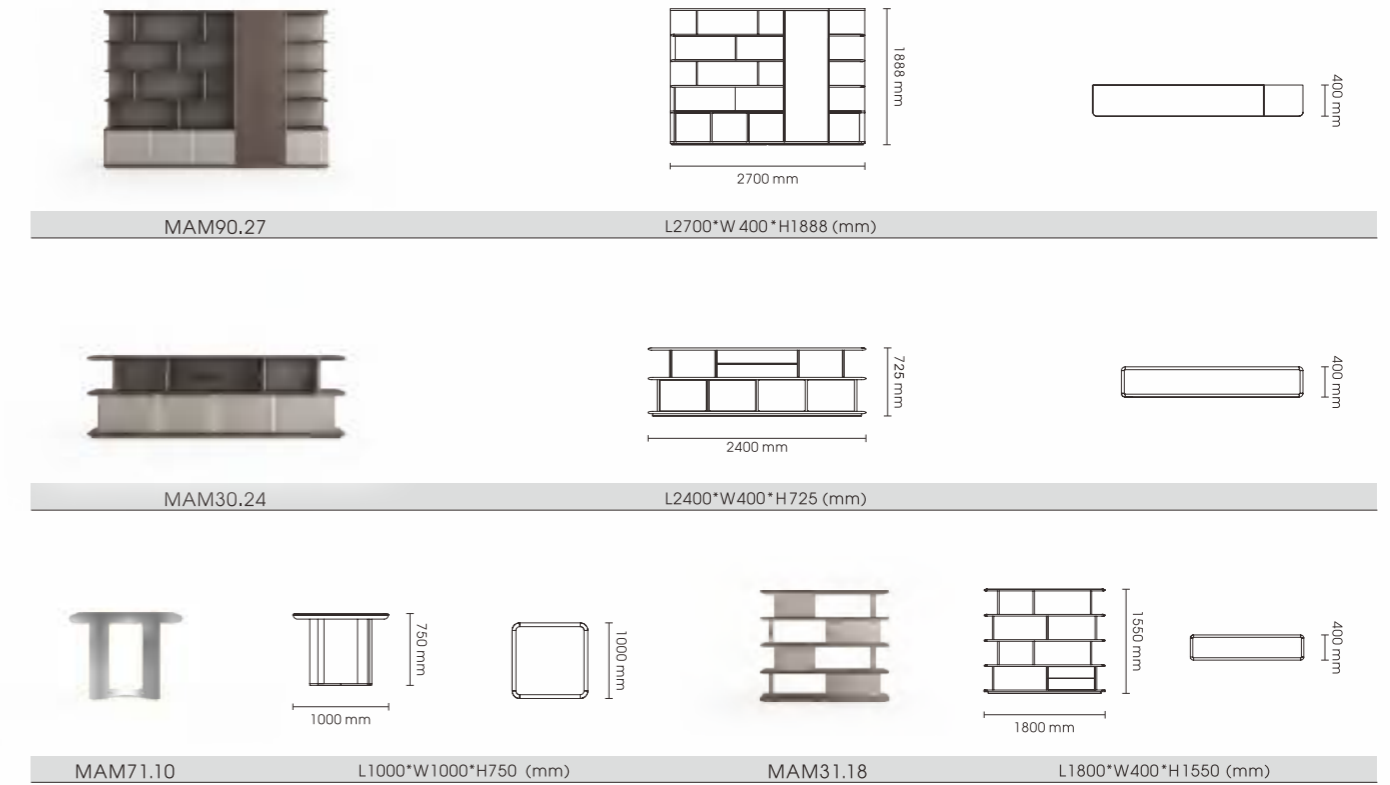
With a temperament to cultivate  
a kind of life from every detail of daily work,  
with confidence and pride,  
for your office space to create an extraordinary feeling



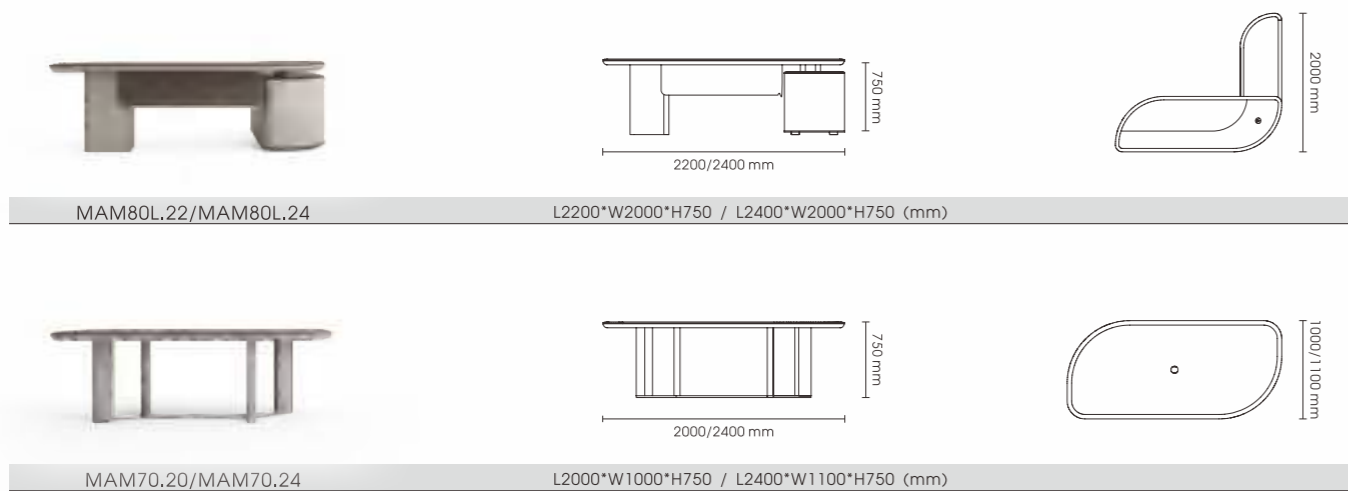




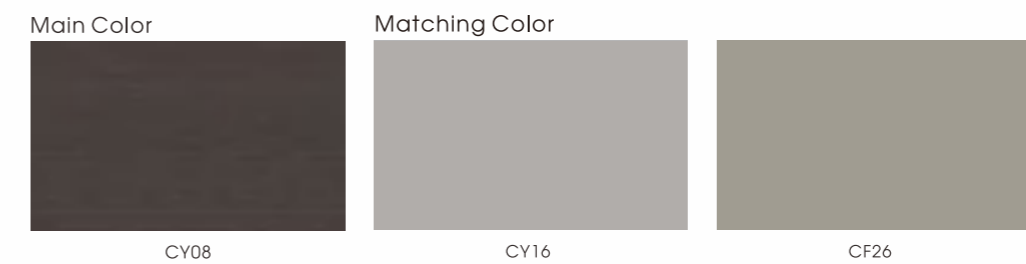
## SPECIFICATION



## SPECIFICATION



## MATERIAL





# Quzzi



Round arc and soft edge shape,  
magnificent appearance,  
echo your status and personality  
Only intelligent desk can adapt to the  
office rhythm in the information age.







## SPECIFICATION

MQZ90.23/MQZ90.28	L2300*W400*H1860 / L2800*W400*H1860 (mm)	
MQZ70.22	L2200*W1000*H760 (mm)	
MQZ71.28/MQZ71.32/MQZ71.36/MQZ71.42	L2800*W1200*H760 / L3200*W1200*H760 / L3600*W1400*H760 / L4200*W1400*H760 (mm)	

## SPECIFICATION

MQZ80L.18/MQZ80L.20/MQZ80L.23/MQZ80L.25	L1800*W1500*H750 / L2000*W1900*H750 / L2300*W1900*H750 / L2550*W1900*H750 (mm)	
MQZ90.21	L2100*W400*H1860 (mm)	

## MATERIAL

Main Color	Matching Color	
CY07	CY13	CF17

# Gaddi



The design inspiration of the Gaddi series comes from the curve shape of the rear of the car.

Gaddi integrates the shape of the car into the product design, and highlights the tension of the foot shape.

The overall line is smooth and generous, and exquisite temperament is exuded in the stability, full of a strong sense of technology and the modern sense of the times.

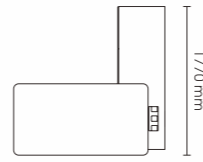
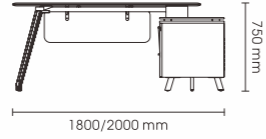


The round and thin edge design gives the tabletop a very simple but strong visual structure.

All the designs can be visually beautified on the basis of required functions and meanwhile it activates all the entrepreneurial enthusiasm.

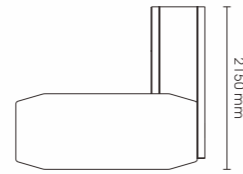
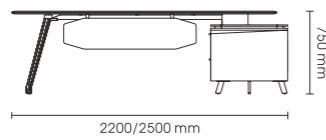
The far view has charmed you already, and the temptation of close touching is irresistible. All these make the conference not dull at all.

# SPECIFICATION



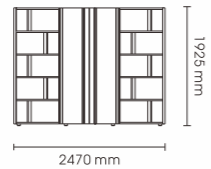
MGD80L.18/20

L1800\*W1770\*H750 / L2000\*W1770\*H750 (mm)




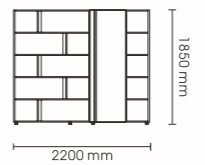
MGD81L.22/25

L2200\*W2150\*H750 / L2500\*W2150\*H750 (mm)



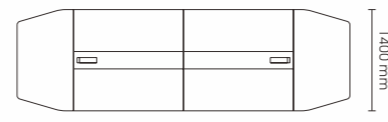
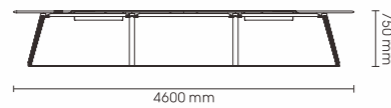
MGD90.24

L2470\*W430\*H1925 (mm)



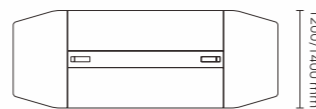
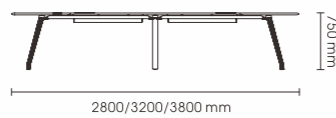
MGD91.22

L2200\*W400\*H1850 (mm)



MGD71.46

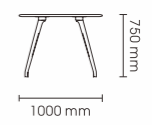
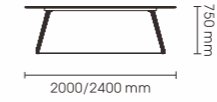
L4600\*W1400\*H750 (mm)



MGD71.28/32/38

L2800\*W1200\*H750 / L3200\*W1400\*H750 / L3800\*W1400\*H750 (mm)

# SPECIFICATION



MGD70.20/24

L2000\*W1000\*H750 / L2400\*W1100\*H750 (mm)

MGD72.10


L1000\*W1000\*H750 (mm)

# MATERIAL

Main Color



CY07



CY08

Matching Color



CF17



CF26



CF58

# Feigelali



**Atmospheric lines, steady shape,** wise and passionate style, the classic character are **fully demonstrated.**

**With natural texture and calm tones,** the noble temperament is self-evident and the mature and **rigorous taste is displayed.**

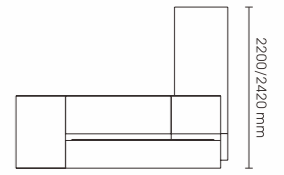
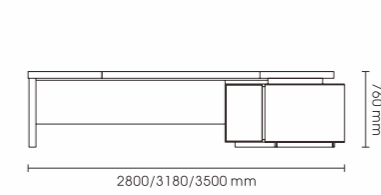
**The overall shape is never bulky.** The back cabinet adopts the split design of **aluminum alloy and glass.** Which reflects the **high-end business meanwhile** not losing the sense of fashion.





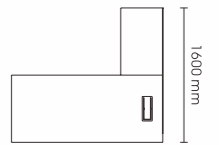
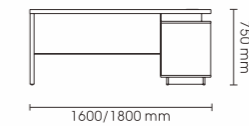


## SPECIFICATION



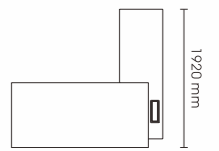
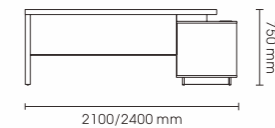
MFL80L.28/MFL80L.31/MFL80L.35

L2800\*W2200\*H760 / L3180\*W2420\*H760 / L3500\*W2420\*H760 (mm)



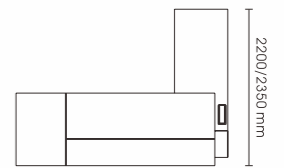
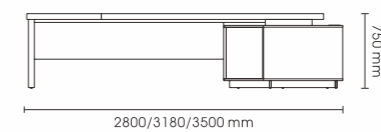
FFL80L.16/FFL80L.18

L1600\*W1600\*H750 / L1800\*W1600\*H750 (mm)



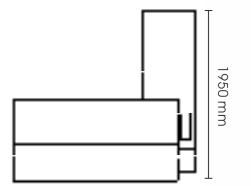
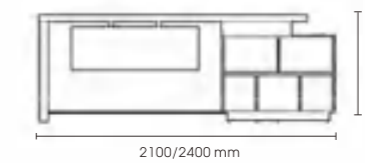
FFL81L.21/FFL81L.24

L2100\*W1920\*H750 / L2400\*W1920\*H750 (mm)



FFL82L.28/FFL82L.31/FFL82L.35

L2800\*W2200\*H750 / L3180\*W2350\*H750 / L3500\*W2350\*H750 (mm)



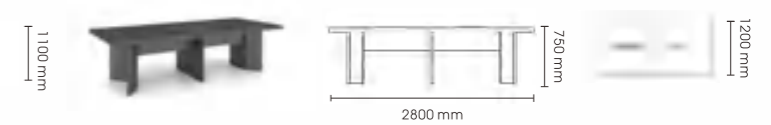
FFF80L.21/FFF80L.24

L2100\*W1950\*H750/L2400\*W1950\*H750



FFL.71.24

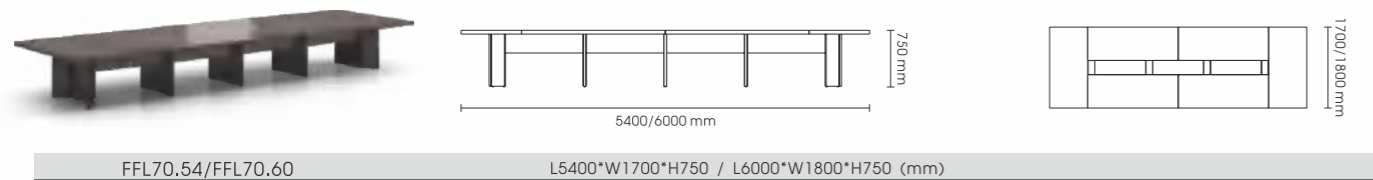
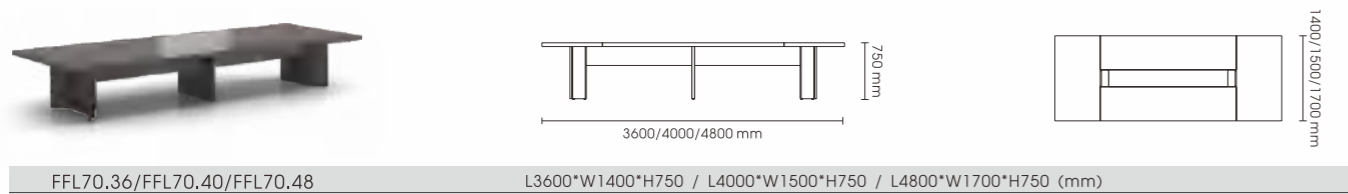
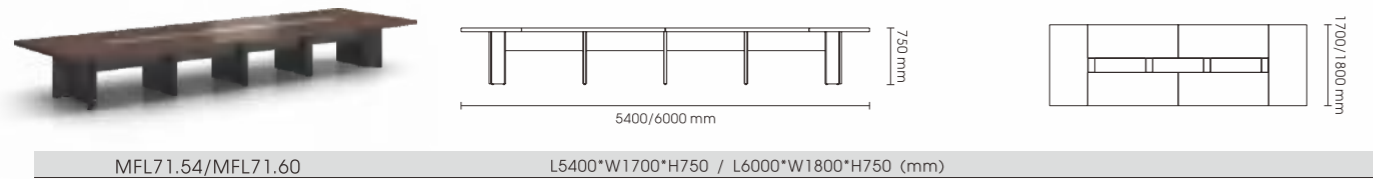
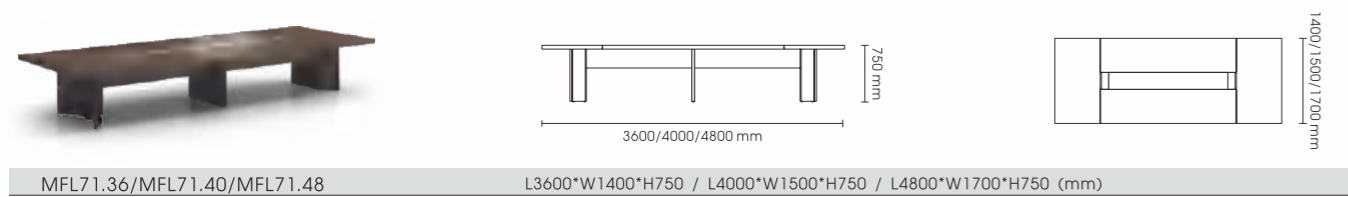

L2400\*W1100\*H750



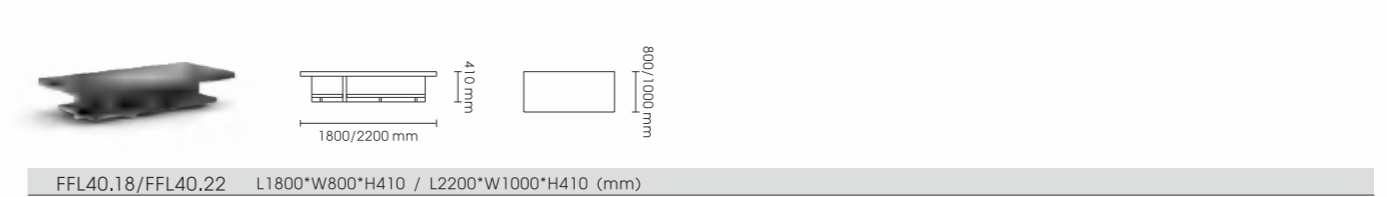
FFL.71.28

L2800\*W1200\*H750

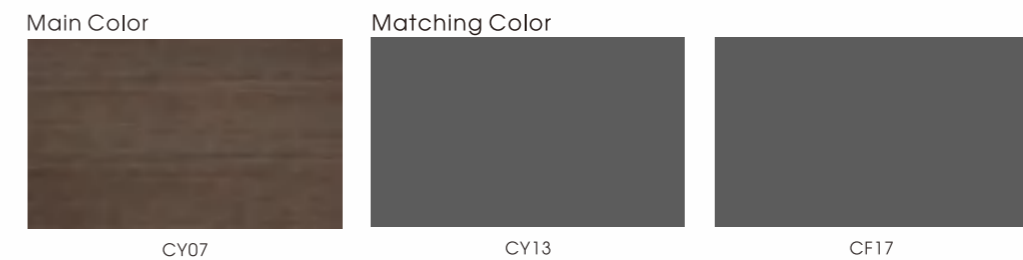
# SPECIFICATION



# SPECIFICATION



## MATERIAL ( Wood Veneer )



## MATERIAL ( MFC )



# Gerry



The design of Gerry series products inspired by the outlook characteristics of Lamborghini.

Multi-section tabletop shape, dark metal decoration, and fashion design show your extraordinary taste.

A sense of composure in the lightness and thinness of this system is presented exemplifying Lamborghini's generally quality and fashion style.



The whole shape adopts the form of diamond cutting shape surface.

With a few lines of metal decoration and irregular cutting of the tabletop create a flexible shape, and an elegant appearance.

The square and steady modeling and metal trimming are combined. The design of foot is full of the external tension, which is also a new challenge in the structure.

# SPECIFICATION

FGY80L.24/FGY80L.26/FGY80L.30 L2400\*W1870\*H750 / L2670\*W1870\*H750 / L3000\*W2200\*H750 (mm)

FGY80L.20/FGY80L.22 L2000\*W1670\*H750 / L2200\*W1670\*H750 (mm)

FGY91.31 L3100\*W415\*H1935 (mm)

FGY90.24 L2400\*W415\*H1935 (mm)

FGY70.42 L4200\*W1500\*H750 (mm)

FGY70.35 L3500\*W1370\*H750 (mm)

# SPECIFICATION

FCJ09.12 L1200\*W600\*H400 / L1400\*W700\*H400 (mm)

C022 L600\*W600\*H450 (mm)


# MATERIAL

Main Color



CF08

Matching Color



CF17



CY13

# Mosky



The integration of modern materials such as glass and metal grain breaks the convention patterns of the space.

The smooth cladding process highlights the efficiency of the office, and the custom aluminum lines outline its handsome.

The post-modern eclectic style allows the office to take the natural form of deep teak wood out of nature. Every angle of Mosky is a landscape.




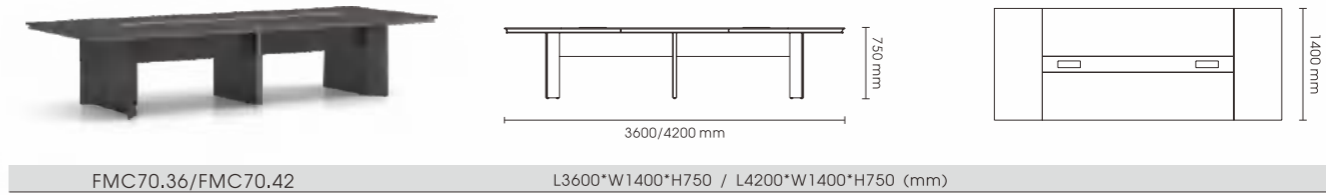
Creating a harmonious atmosphere for meetings is essential for modern office space.

The shape of the table top is uniformed as that of the work table. The lower legs adopt the form of external folding feet, decorated by aluminum alloy edges.

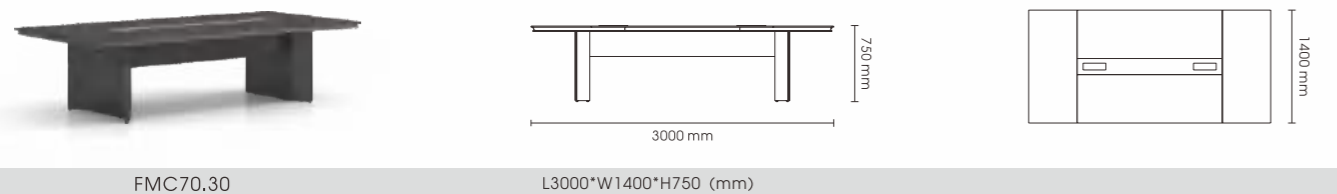
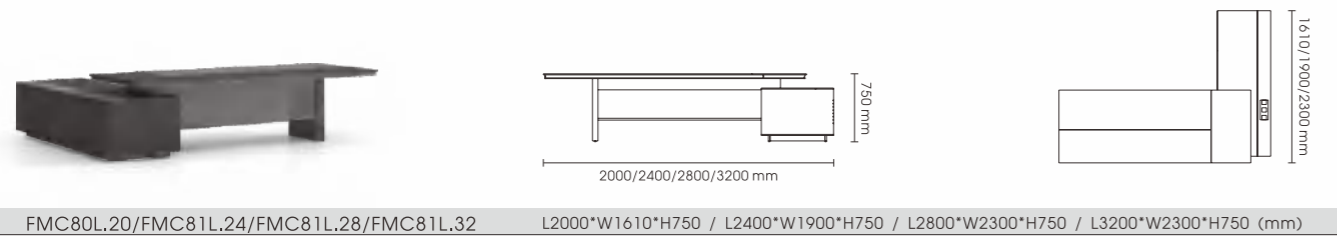
A meeting means a beginning of a challenge. A challenge always requires a good environment. So that a good meeting space is able to provide you with confidence to meet the creative challenges again and again in work.



## SPECIFICATION



## SPECIFICATION



## MATERIAL





# Rising



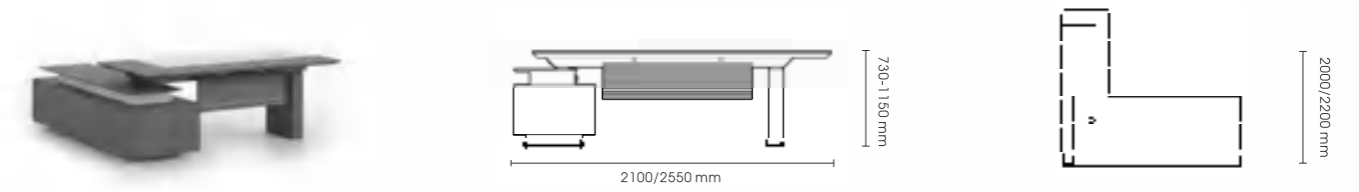
Combine the function of modern science and **technology with artistic elements**

The overall design is **simple** and full of **three-dimensional sense**

Highlight the modern urban elite should have **the rhythm and office life**

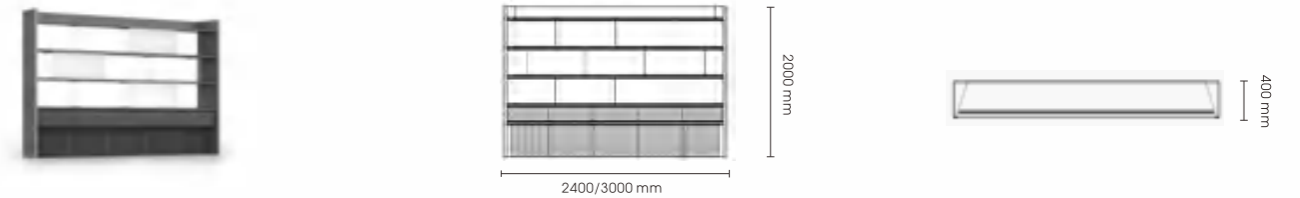


## SPECIFICATION



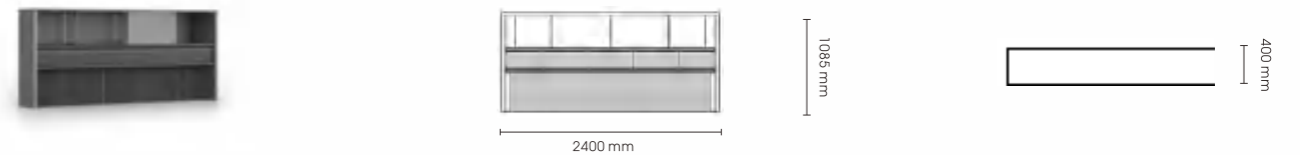
MZT80L.21/MZT80L.25

L2100\*W2000\*H730-1150/L2550\*W2200\*H730-1150 (mm)



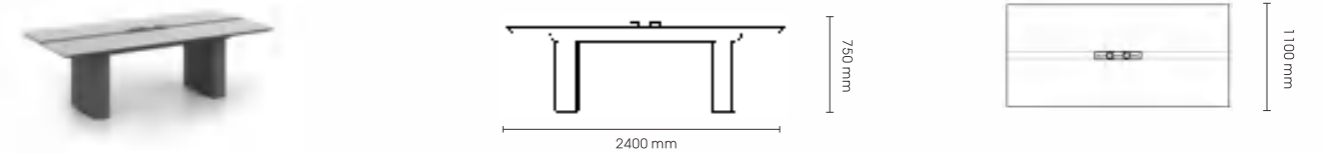
MZT90.24/MZT90.30

L2400\*W400\*H2000/L3000\*W400\*H2000 (mm)



MZT91.24

L2400\*W400\*H1085(mm)



MZT70.24

L2400\*W1100\*H750(mm)


## MATERIAL

Main Color



CY13

Matching Color



CY16

# Maten



Large slope support foot and free lifting function.  
Maten integrates the design concept  
of comfort and convenience.  
Fusion of urban fashion,  
elements of youth and vitality.  
Maten is creating a relaxed and happy  
office space and an exquisite work life.

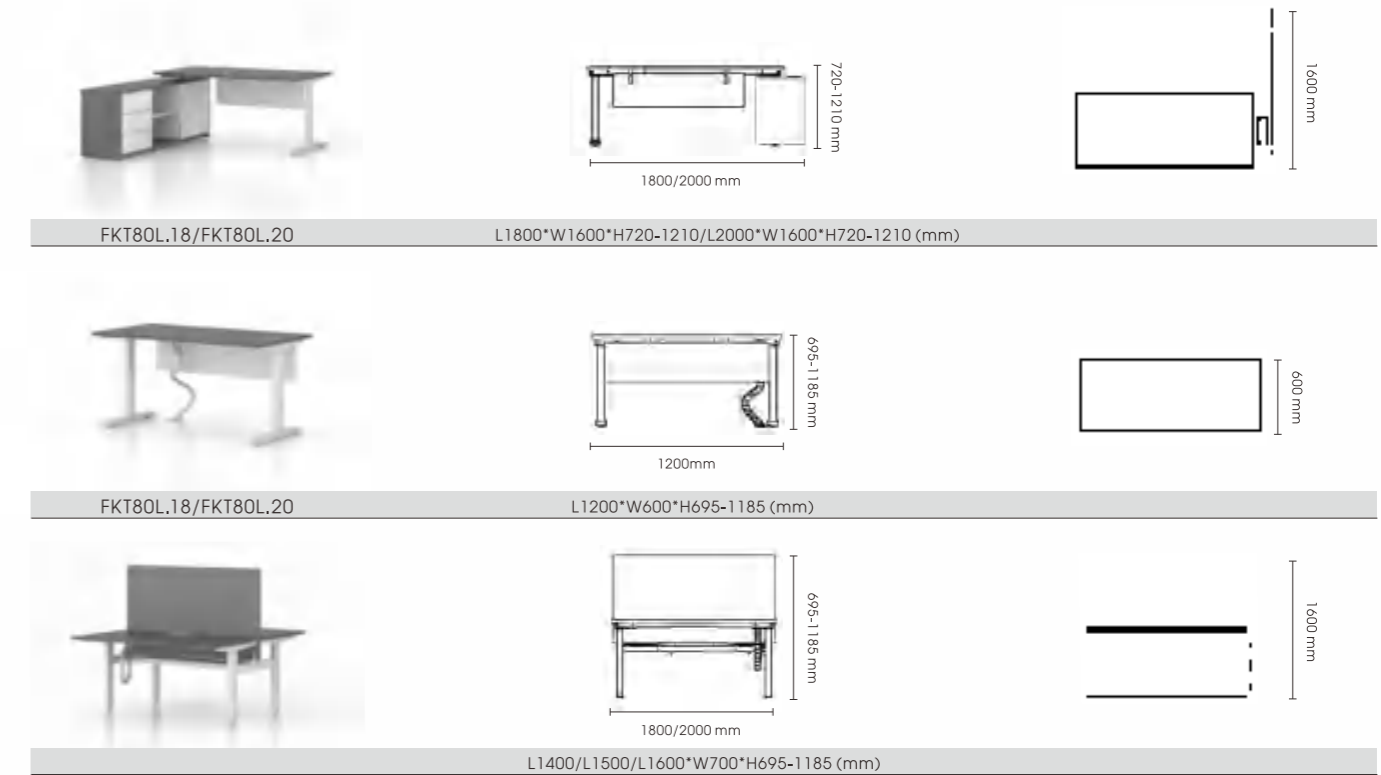


# Itech

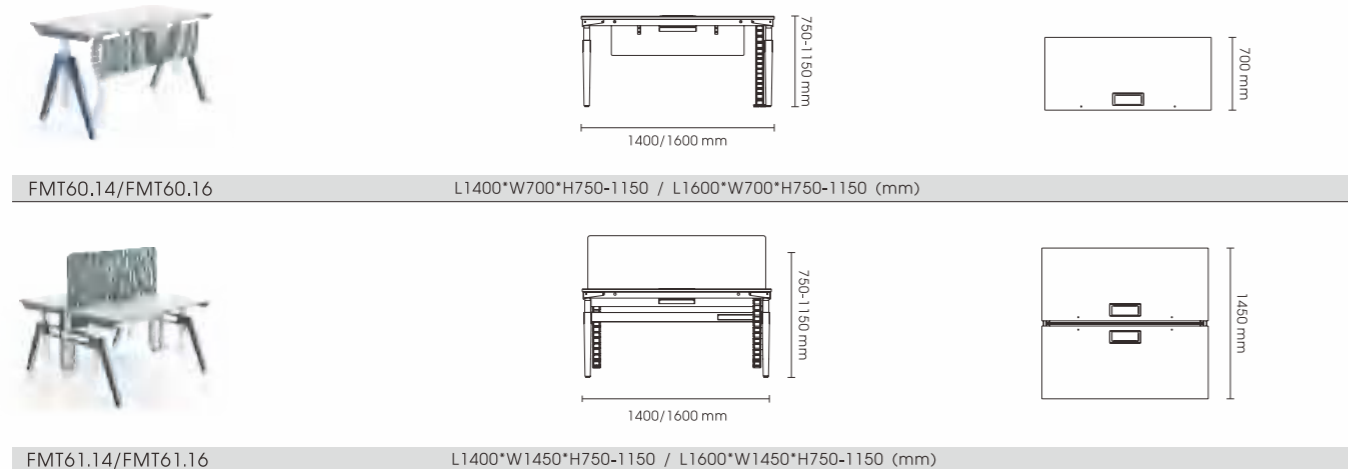




## SPECIFICATION



## SPECIFICATION

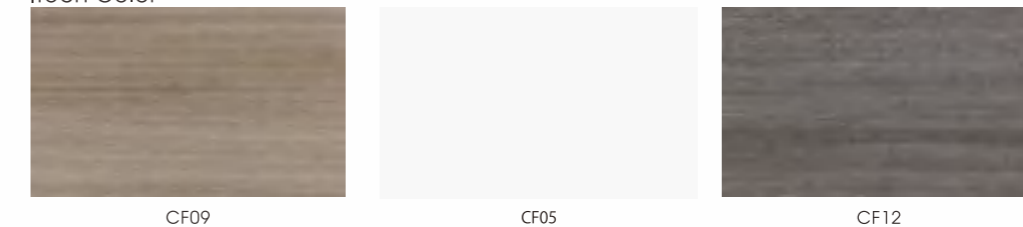


## MATERIAL

Maten Color



Itech Color





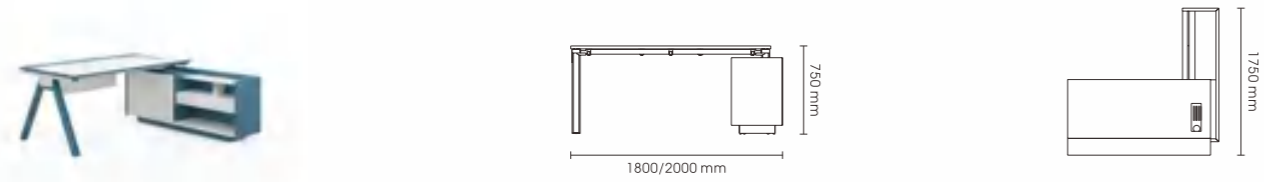
# Magic



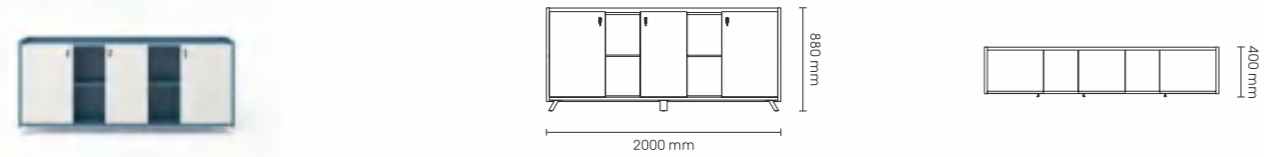
Unique shape, fashionable and bold color matching, comfortable and detailed design all combined in Magic space. Jumping colors drive leaping thoughts, Magic adds a colorful and splendid view to the bland office.



# SPECIFICATION



FMG80L.18/FMG80L.20 L1800\*W1750\*H750 / L2000\*W1750\*H750 (mm)



FMG90.20 L2000\*W400\*H880 (mm)



FMG70.32 L3200\*W1400\*H900 (mm) FMG76-2.32/FMG76-2.36 L3200\*W1400\*H750/L3600\*W1400\*H750



FMG71.24 L2400\*W1200\*H750 (mm) FMG72.20 L2000\*W1000\*H750 (mm)



FMG60.12/FMG60.14/FMG60.15 L1200/L1400/L1500\*W700\*H750 (mm) FMG62.12/FMG62.14/FMG62.15 L1200/ L1400/ L1500\*W1400\*H750 (mm)



FMG73.13/FMG74.13 L1336\*W1400\*H750/L1336\*W1400\*H900 FMG75.10 L1076\*W1140\*H750 (mm)

# SPECIFICATION



FMG40.14/FMG40.16 L1400/ L1600\*W500\*H1000 (mm) FMG30-2.12 L1200\*W400\*H1327




FMG31-2.12 L1200\*W400\*H800 FMG32-2.03 L360\*W500\*H560



FMG33L-2.08 L800\*W400\*H560

# MATERIAL

Main Color



CF09

CF05

Matching Color



CF05

CF16

CF25

CF23



# Micky



Flexible and diverse shape, bright color  
Create a new trend of office  
With smooth lines  
create eye-pleasing work partner  
let your workplace full of creative inspiration







# SPECIFICATION

FMQ80R.20 L2000\*W1900\*H750

FMQ90.24 L2400\*W1400\*H1750

FMQ72.28 L2800\*W1200\*H750

FMQ60.14 L1400\*W700\*H750

FMQ60.14 L1400\*W700\*H750

FMQ60X.14 L1400\*W700\*H750

# SPECIFICATION


FMQ61X.14 L1400\*W1400\*H750

FMQ10.04/11.06 L418\*W85\*H634/L687\*W85\*H634

# MATERIAL

Main Color	Matching Color
	
CF41	CF05

# Nora



A parallel structure of structural aesthetics  
a classic collision of materials and design  
Dual color separation  
free switching  
the perfect combination of  
quality and cost performance



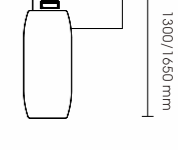
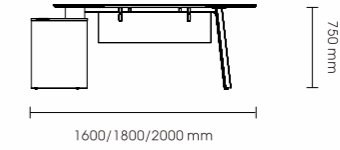


The **combination** and connection of **different materials**  
Shaping the overall space

A variety of forms, **follow the combination**  
a variety of combinations create smart space

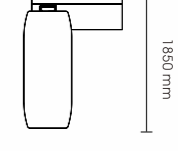
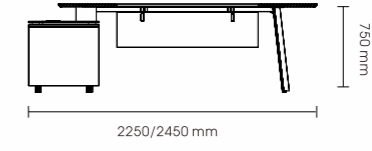
**The wiring system is neat and orderly**  
simple and clever with transparent and orderly organic combination

# SPECIFICATION



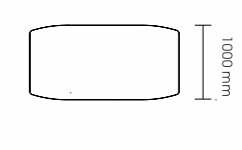
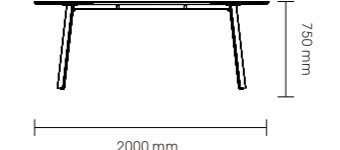
FNR80L.16/FNR80L.18/FNR80L.20

L1600\*W1300\*H750/L1800\*W1300\*H750/L2000\*W1650\*H750 (mm)



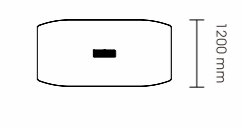
FNR81L.22/FNR81L.24

L2250\*W1850\*H750/L2450\*W1850\*H750 (mm)



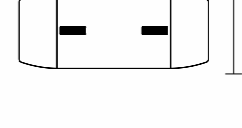
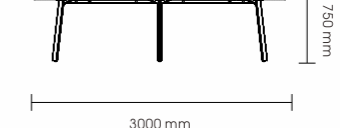
FNR70.20

L2000\*W1000\*H750 (mm)



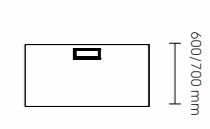
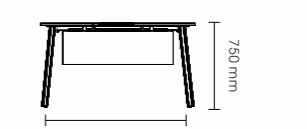
FNR71.24

L2400\*W1200\*H750 (mm)



FNR72.30

L3000\*W1200\*H750 (mm)



FNR60.12/FNR60.14/FNR60.15

L1200\*W600\*H750/L1400\*W700\*H750/L1500\*W700\*H750 (mm)



# SPECIFICATION



FNR62.12/14/15 1200\*1212\*750/1400\*1412\*750/1500\*1412\*750 (mm) FNR64.12/14/15 1200\*600\*750/1400\*700\*750/1500\*700\*750 (mm)



FNR65.12/14/15 1200\*1212\*750/1400\*1412\*750/1500\*1412\*750 (mm) FNR66R.12/14/15 1200\*600\*750/1400\*700\*750/1500\*700\*750 (mm)



FNR67.12/14/15 1200\*1212\*750/1400\*1412\*750/1500\*1412\*750 (mm) FNR68R.12/14/15 1200\*1040\*750/1400\*1140\*750/1500\*1140\*750 (mm)



FNR69.12/14/15 1200\*2092\*750/1400\*2292\*750/1500\*2292\*750 (mm) FNR50R.16/18/19 1600\*1500\*1100/1800\*1500\*1100/1900\*1500\*1100 (mm)



FNR51.16/18/19 1600\*3000\*1100/1800\*3000\*1100/1900\*3000\*1100 (mm) FNR52.28/32/34 2800\*1500\*1100/3200\*1500\*1100/3400\*1500\*1100 (mm)



FNR53.28/32/34 2800\*3000\*1100/3200\*3000\*1100/3400\*3000\*1100 (mm) FNR54R.14/15 1400\*1400\*750/1500\*1500\*750 (mm)

# SPECIFICATION




FNR55.14/15 1400\*2812\*750/1500\*3012\*750 FNR56.26 2690\*2330\*750

# MATERIAL

Main Color




CF41



CF42

Matching Color



CF05





# Noqi



In the constantly updated work environment and office space  
Noqi series starts from its own design philosophy to transform  
the traditional and fixed work space  
into an integrated ideal space  
so that the design of each product can change the work more and more



## WIRE MANAGEMENT

Scientific wire system method helps to organize complicated cable systems, and the unique cable clamp design is in line with the track. At the same time, Noqi optimizes the separation of strong and weak electricity, so that the office is much safer.



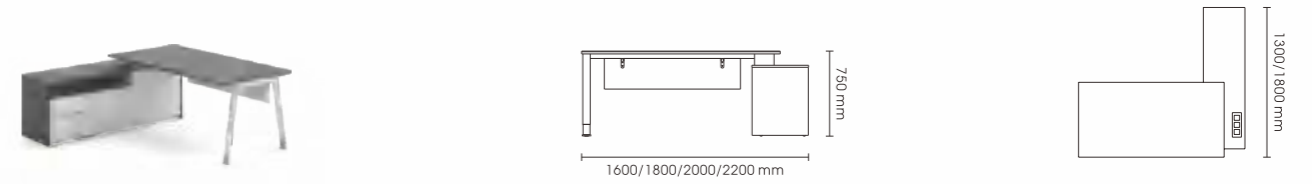
Norkim series are rich in combination that can meet the needs of different office groups.

With the appearance of elegant lines and exquisite design, it can effectively adapt to any office environment.

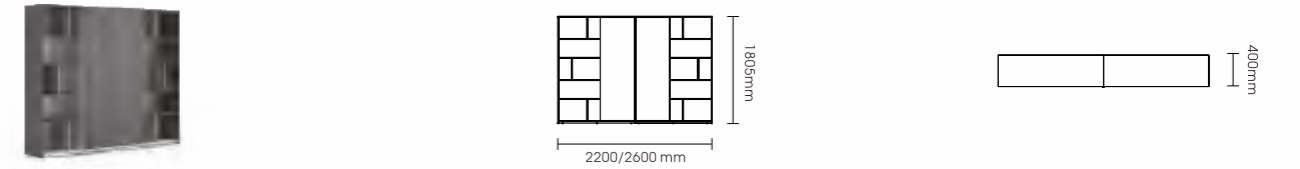
Combining aesthetic and practical features, it offers a sophisticated and fresh solution no matter whatever your needs are.



## SPECIFICATION



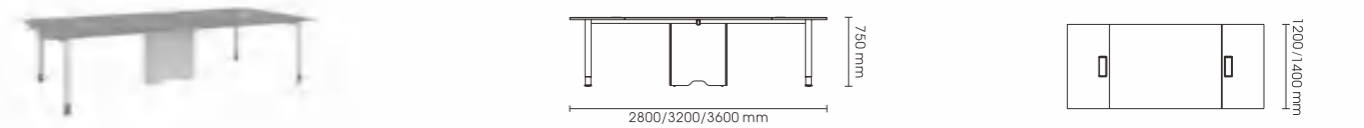
FNQ80L.16BJ/FNQ80L.18BJ/FNQ80L.20BJ/FNQ80L.22BJ L1600\*W1300\*H750 / L1800\*W1300\*H750 / L2000\*W1800\*H750 / L2200\*W1800\*H750 (mm)



FNQ91.22/FNQ91.26 L2200\*W400\*H1805/L2600\*W400\*H1805



FNQ92.18 L1800\*W400\*H890 FNQ90.18 L1800\*W400\*H1230



FNQ72.28BJ/FNQ72.32BJ/FNQ72.36BJ L2800\*W1200\*H750 / L3200\*W1400\*H750 / L3600\*W1400\*H750 (mm)

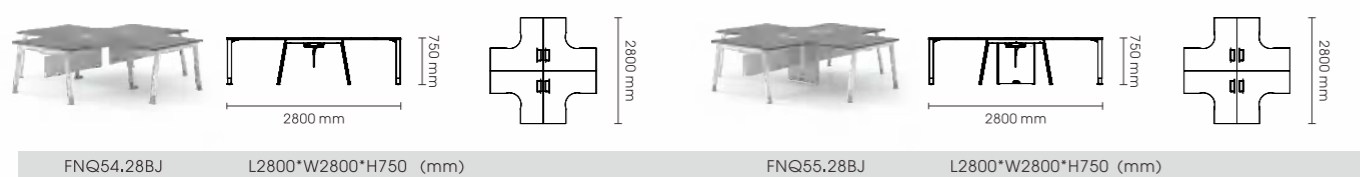
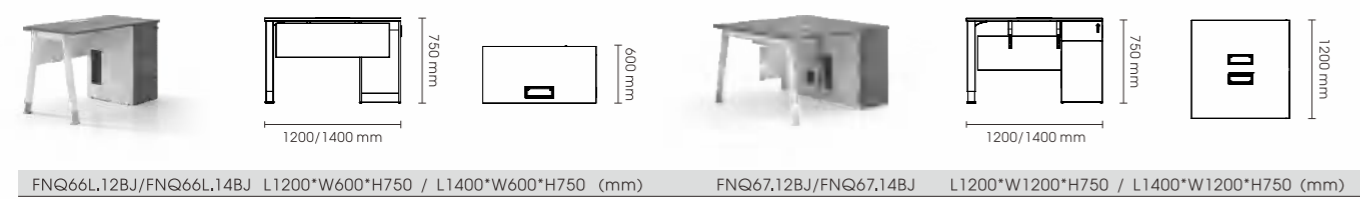
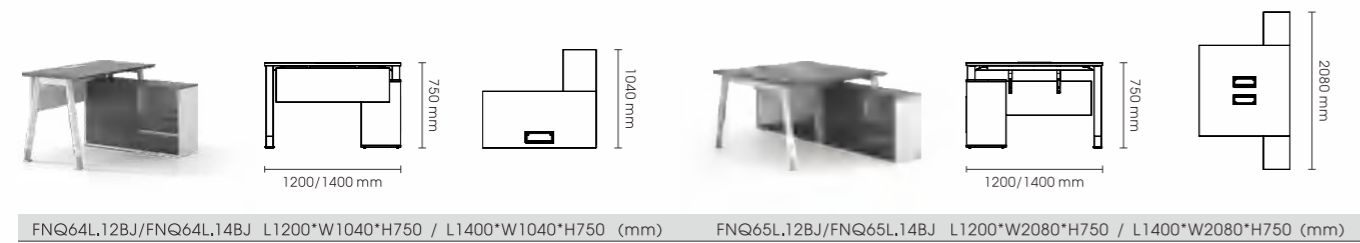


FNQ71.24BJ L2400\*W1200\*H750 (mm) FNQ70.20MJ L2000\*W900\*H750 (mm)

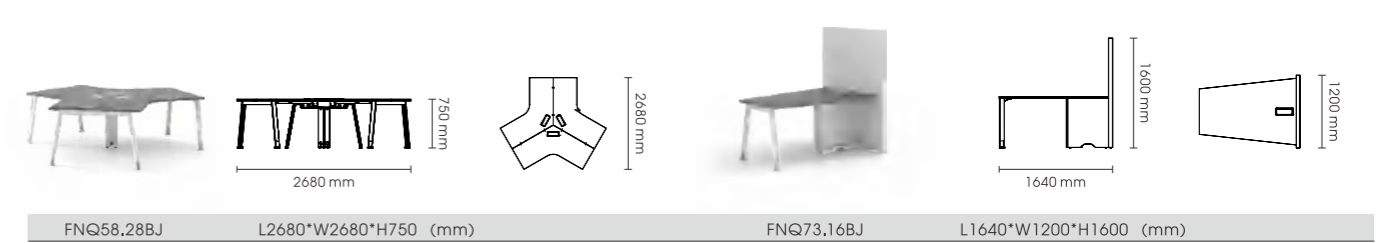
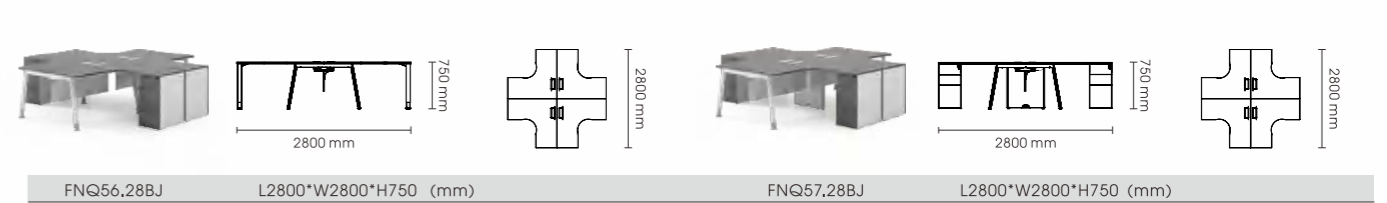


FNQ60.12BJ/FNQ60.14BJ L1200\*W600\*H750 / L1400\*W600\*H750 (mm) FNQ61.12BJ/FNQ61.14BJ L1200\*W600\*H750 / L1400\*W600\*H750 (mm)

# SPECIFICATION



# SPECIFICATION



# ACCESSORIES

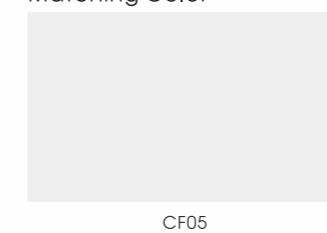


# MATERIAL


Main Color



Matching Color



# Vee



Contemporary, fashion and concise  
Horizontal and vertical stripes create limitless possibilities



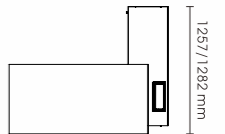
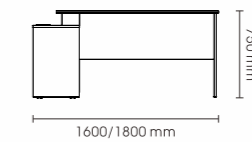


# KEEP SIMPLE



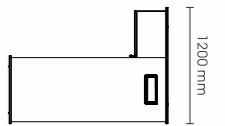
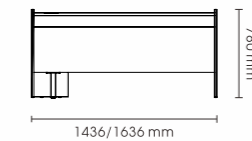
Red cable is for power and green cable is for data □ all cables are horizontal.

# SPECIFICATION



FWY81L.16/FWY81L.18


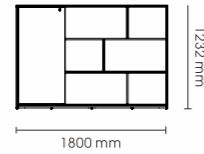
L1600\*W1257\*H750 / L1800\*W1282\*H750 (mm)



FWY80L.14/FWY80L.16

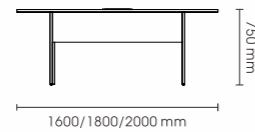
L1436\*W1200\*H780 / L1636\*W1200\*H780 (mm)

# SPECIFICATION



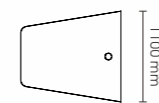
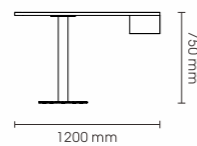
FWY90.18

L1800\*W400\*H1232 (mm)



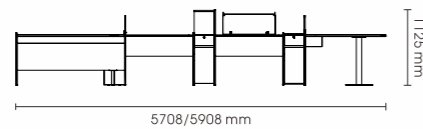
FWY71.16/FWY71.18/FWY71.20

L1600\*W900\*H750 / L1800\*W900\*H750 / L2000\*W900\*H750 (mm)



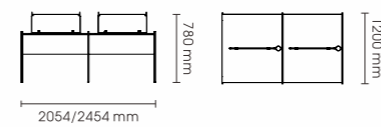
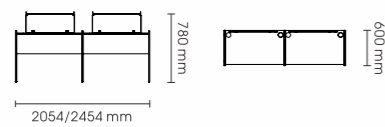
FWY70.12

L1200\*W1100\*H750 (mm)



FWY50.57/FWY50.59

L5708\*W1200\*H1125 / L5908\*W1200\*H1125 (mm)

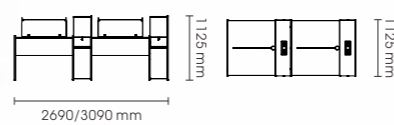
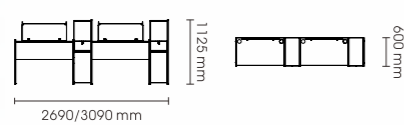


FWY67.20/FWY67.24

L2054\*W600\*H780 / L2454\*W600\*H780 (mm)

FWY60.20/FWY60.24

L2054\*W1200\*H780 / L2454\*W1200\*H780 (mm)



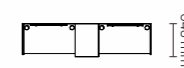
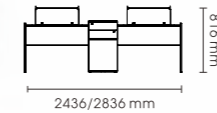
FWY69.26/FWY69.30

L2690\*W600\*H1125 / L3090\*W600\*H1125 (mm)

FWY64.26/FWY64.30

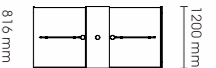
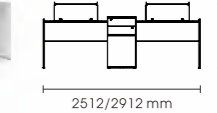
L2690\*W1200\*H1125 / L3090\*W1200\*H1125 (mm)

# SPECIFICATION



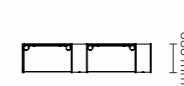
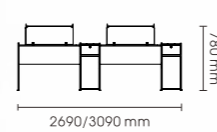
FWY63.24/FWY63.28

L2436\*W640\*H816 / L2836\*W640\*H816 (mm)



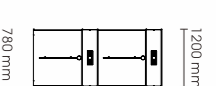
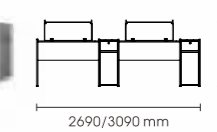
FWY66.25/FWY66.29

L2512\*W1200\*H816 / L2912\*W1200\*H816 (mm)



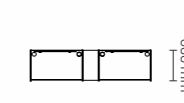
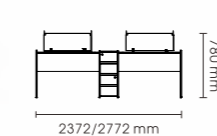
FWY68.26/FWY68.30

L2690\*W600\*H780 / L3090\*W600\*H780 (mm)



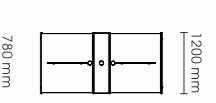
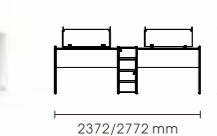
FWY61.26/FWY61.30

L2690\*W1200\*H780 / L3090\*W1200\*H780 (mm)



FWY62.23/FWY62.27

L2372\*W600\*H780 / L2772\*W600\*H780 (mm)



FWY65.23/FWY65.27

L2372\*W1200\*H780 / L2772\*W1200\*H780 (mm)

# MATERIAL

Main Color




CF41



CF42

Matching Color



CF05



CF17





# Merry

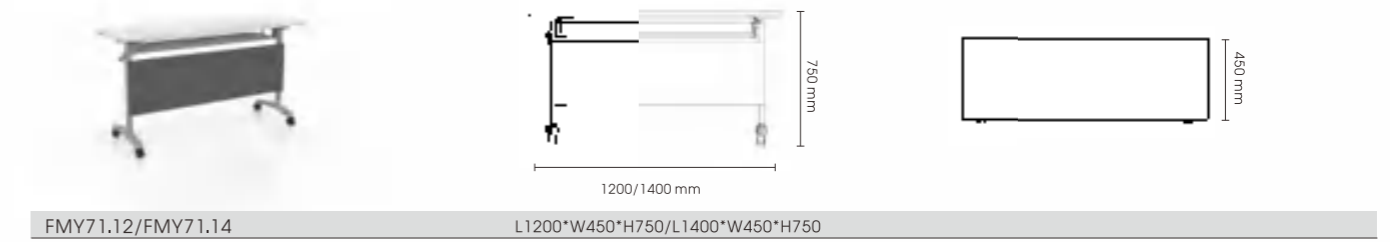
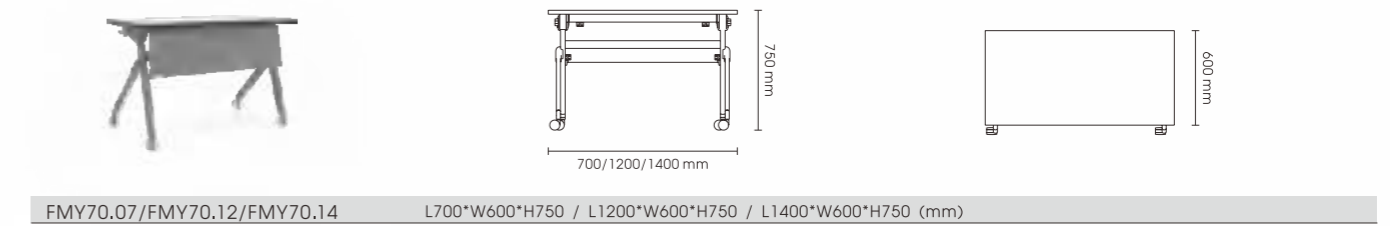


## DIGNIFIED AND EASY

Simple shape.  
The neat lines of the Merry  
are connected in an orderly manner.  
Variety combinations allows  
the splicing for a more comfortable  
office environment at will.



## SPECIFICATION



## MATERIAL

Main Color



CF01      CF06      CF08      CF09





CF12      CF39      CF41      CF42

Matching Color



CF05      CF17      CF28

# Thick&Thin



Simple style follows simple geometry.  
Bright lines and stitched multiple material and modules.  
Overall configurations offer perfect functions,  
humanized office needs, and unlimited office space.





The design of **panel workstation** equips more **storage space** than others.

With the **screen in front of the desk**, it also can be **spliced into various shapes** of workstations according to **space requirements**.

**Panel workstation is able to provide** a quiet working atmosphere **without affecting the communication** between colleagues and **help individuals or teams to explore** more solutions with **high work efficiency**.



## MATERIAL

Wood Parts Color




CF01



CF09



CF12



CF05



CF16

Fabric Color

BP-MA Series

BP-ME Series

BP-MF Series

BP-MD Series



## Storages

We offer a variety of storage solutions from side file cabinets for documents archiving to bins that will keep office in tidy order.



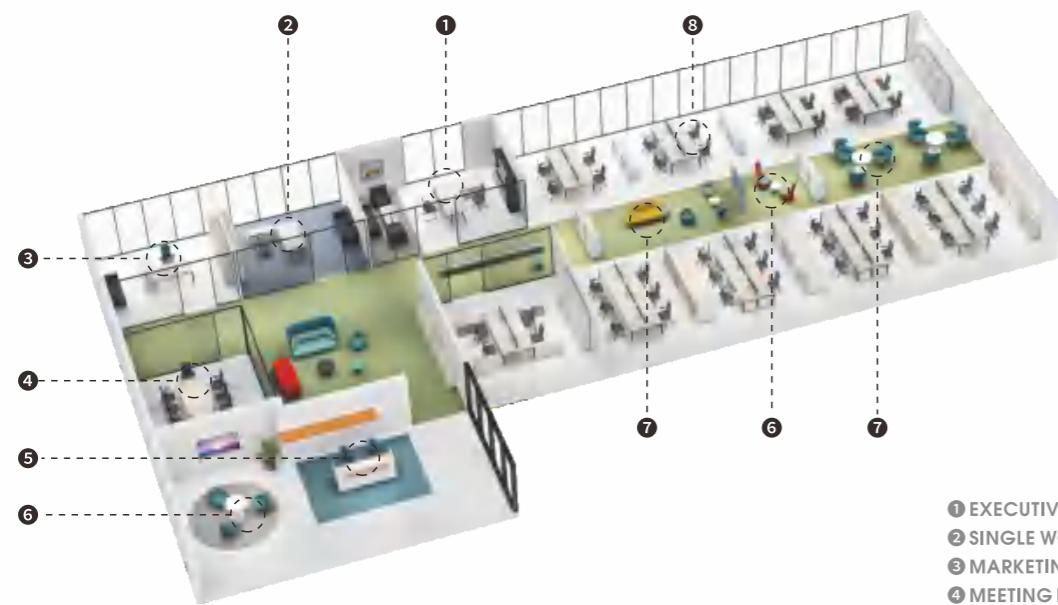
# Cabinet



The art into the simple daily space with modernity  
Avantgarde and cutting-edge


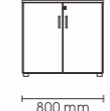

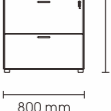
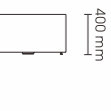

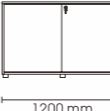


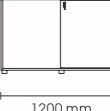
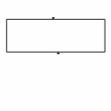

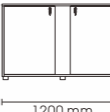
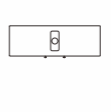

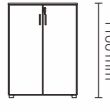
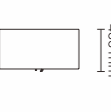

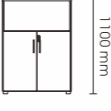
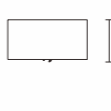

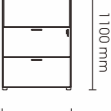
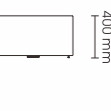





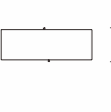


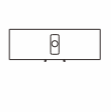
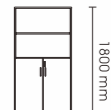
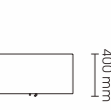


# MATCH WITH MULTIPLE SPACES




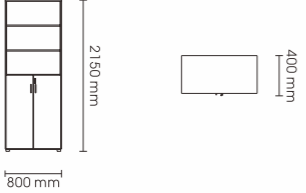

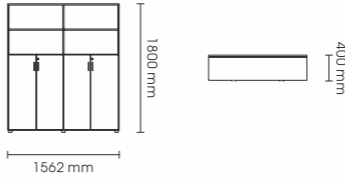

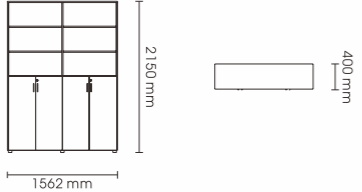

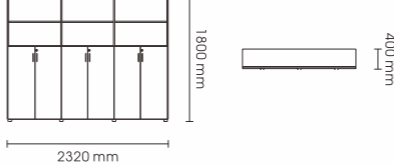

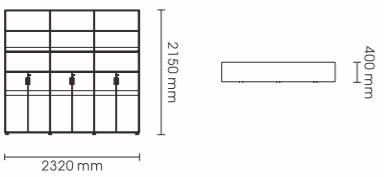

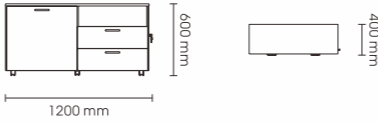

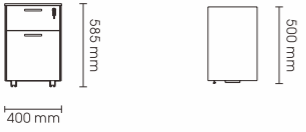


- 1 EXECUTIVE OFFICE
- 2 SINGLE WORKSPACE
- 3 MARKETING OFFICE
- 4 MEETING ROOM
- 5 RECEPTION
- 6 CHAT AREA
- 7 BREAK AREA
- 8 OPEN SPACE

## SPECIFICATION














					
FXG10.08	L800*W400*H750 (mm)		FXG11.08	L800*W400*H750 (mm)	
					
FXG12.12	L1200*W400*H750 (mm)		FXG13.12	L1200*W400*H750 (mm)	
					
FXG14.12	L1200*W400*H750 (mm)		FXG50.08	L800*W400*H1100 (mm)	
					
FXG51.08	L800*W400*H1100 (mm)		FXG52.08	L800*W400*H1100 (mm)	
					
FXG53.12	L1200*W400*H1100 (mm)		FXG54.12	L1200*W400*H1100 (mm)	
					
FXG55.12	L1200*W400*H1100 (mm)		FXG56.18	L800*W400*H1800 (mm)	



# SPECIFICATION

			
FXG56.21	L800*W400*H2150 (mm)	FXG57.18	L1562*W400*H1800 (mm)
			
FXG57.21	L1562*W400*H2150 (mm)	FXG58.18	L2320*W400*H1800 (mm)
			
FXG58.21	L2320*W400*H2150 (mm)	FXG15L.12	L1200*W400*H600 (mm)
			
FXG16.04	L400*W500*H585 (mm)	FXG17.04	L400*W500*H585 (mm)

# MATERIAL

Body Color -1		Body Color -2	
			
CF05	CF17		
Door & Top Color			
			
CF01	CF05	CF06	CF08
			
CF09	CF12	CF16	CF17
			
CF39	CF41	CF42	

# ACCESSORIES

			
FXG80.06	FXG80.10	FXG81.06	FXG81.10








# Universal Steel Storage

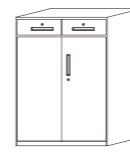



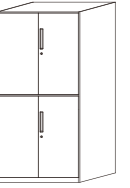







## SPECIFICATION

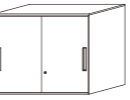
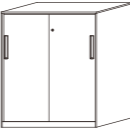
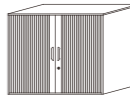
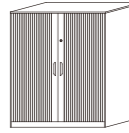
				
FKG15.03 390*500*720 (mm)	FKG56.09 900*500*1850 (mm)	FKG57.09 900*500*1850 (mm)	FKG58.09 900*500*1850 (mm)	FKG59.09 900*500*1850 (mm)

## SPECIFICATION

				
FKG20.09 900*400*1090 (mm)	FKG18.09 / FKG19.09 900*400*760/900*400*925 (mm)	FKG21.09 900*400*1090 (mm)	FKG51.09 900*400*1850 (mm)	FKG52.09 900*400*1850 (mm)

		
FKG53.09 900*400*1850 (mm)	FKG54.09 900*400*1850 (mm)	FKG55.09 900*400*1850 (mm)

		
FKG10.03 390*500*600 (mm)	FKG11.03 390*500*600 (mm)	FKG12.03 380*500*570 (mm)

			
FKG31.09 900*450*760 (mm)	FKG32.09 900*450*1090 (mm)	FKG36.09 900*450*760 (mm)	FKG37.09 900*450*1090 (mm)

# Wall Cabinet



Simple and smooth lines, stylish atmosphere, together with the novel design.

So that wall panel can create a noble atmosphere for the office space.

High-valued, practical, powerful, reasonably distributed, free to place. We focus on interior professionalism and make every effort to create better quality.



# MATERIAL

Body Color -1




CF17

Body Color -2



CY16

Back Board Color -1



CF30



CF17

Back Board Color -2



CF13



CY16

# MATERIAL

Door Color



CY07



CY08



CF01



CF08



CF09



CF12



CF39



## Seatings

Our innovative chairs and seating are elaborately designed and crafted, and are suitable for reception areas, public areas and office space.



Amy



## SPECIFICATION



EAM90.SC/EAM91.ST  
L650\*W740\*H1205 (mm)



EAM92.SC/EAM93.ST  
L690\*W740\*H1025 (mm)



EAM94.BC/EAM95.BT  
L600\*W700\*H850 (mm)



Piano



## SPECIFICATION



EPY90,SC  
L655\*W710\*H1250 (mm)



EPY91,ST  
L655\*W710\*H1250 (mm)



EPY92,SC  
L605\*W710\*H970 (mm)



EPY93,ST  
L605\*W710\*H970 (mm)





# Yopo



## SPECIFICATION



EYP90.SC/EYP91.ST  
L740\*W690\*H1205 (mm)



EYP92.ST  
L720\*W690\*H950 (mm)



EYP93.GT  
L720\*W690\*H960 (mm)



Binye



## SPECIFICATION



EB90.KC  
L945\*W800\*H1195 (mm)



EB91.KT  
L945\*W800\*H1195 (mm)



EB92.KT  
L640\*W710\*H960 (mm)



EB94.GT  
L630\*W710\*H985 (mm)



Depa



## SPECIFICATION



EDP90.ST  
L600\*W690\*H1185 (mm)



EDP91.ST  
L615\*W640\*H1185 (mm)



EDP92.ST  
L600\*W590\*H985 (mm)



EDP93.GT  
L635\*W575\*H970 (mm)



EDP94.SC  
L600\*W590\*H1185 (mm)



EDP95.SC  
L615\*W640\*H1185 (mm)



EDP96.SC  
L600\*W590\*H985 (mm)



EDP97.GC  
L635\*W575\*H970 (mm)



EDP98.GC  
L635\*W575\*H970 (mm)



EDP99.GT  
L635\*W575\*H970 (mm)



Deno



## SPECIFICATION



EDN80.SC  
L640\*W680\*H1170 (mm)



EDN81.ST  
L640\*W680\*H1170 (mm)



EDN60.SC  
L590\*W680\*H1000 (mm)



EXM61.ST  
L590\*W680\*H1000 (mm)



EDN70.GT  
L620\*W670\*H1020 (mm)



EDN62.TW  
L590\*W680\*H1000 (mm)



EDN71.GW  
L620\*W670\*H1020 (mm)



# Starmy

## SPECIFICATION



EXM60.SM  
L650\*W610\*H1030 (mm)



EXM60.ST  
L650\*W610\*H1030 (mm)



EXM61.SM  
L650\*W610\*H1030 (mm)



EXM61.ST  
L650\*W610\*H1030 (mm)



EXM70.GM  
L650\*W610\*H1050 (mm)



EXM70.GT  
L650\*W610\*H1050 (mm)



EXM71.GM  
L650\*W610\*H1050 (mm)



EXM71.GT  
L650\*W610\*H1050 (mm)

## SPECIFICATION

# Geeco



## SPECIFICATION



EJK82.SW  
L670\*W700\*H1170 (mm)



EJK83.SW  
L670\*W700\*H1170 (mm)



EJK62.SW  
L665\*W670\*H1075 (mm)



EJK63.SW  
L665\*W670\*H1075 (mm)



EJK64.SW  
L665\*W670\*H1075 (mm)



EJK65.SW  
L665\*W670\*H1075 (mm)

# Polestar



## SPECIFICATION



EJX80.ST  
L640\*W680\*H1200 (mm)



EJX80.SW  
L640\*W680\*H1200 (mm)



EJX81.SW  
L640\*W680\*H1200 (mm)



EJX60.SW  
L640\*W670\*H980 (mm)



EJX61.SW  
L640\*W670\*H980 (mm)



EJX62.SW  
L610\*W670\*H990 (mm)



EJX63.SW  
L610\*W670\*H990 (mm)



EJX64.TW  
L610\*W670\*H990 (mm)



EJX65.TW  
L610\*W670\*H990 (mm)



EJX66.TW  
L610\*W670\*H990 (mm)



EJX67.TW  
L610\*W670\*H990 (mm)



EJX70.GW  
L640\*W660\*H1035 (mm)



EJX71.GW  
L640\*W660\*H1035 (mm)

# S2



## SPECIFICATION



## SPECIFICATION





# Yoto



## SPECIFICATION



EYT80.SW  
L700\*W700\*H1160 (mm)



EYT81.SW  
L700\*W700\*H1160 (mm)



EYT80-2.SW  
L700\*W700\*H1160 (mm)



EYT81-2.SW  
L700\*W700\*H1160 (mm)



EYT60.SW  
L640\*W670\*H1010 (mm)



EYT60-2.SW  
L640\*W670\*H1010 (mm)



EYT61.SW  
L640\*W670\*H1010 (mm)



EYT61-2.SW  
L640\*W670\*H1010 (mm)



EYT62.TW  
L640\*W670\*H995 (mm)



EYT63.TW  
L640\*W670\*H995 (mm)



EYT70.GW  
L610\*W650\*H1050 (mm)



EYT71.GW  
L610\*W650\*H1050 (mm)

## SPECIFICATION



## SPECIFICATION



ENK62.TW  
L635\*W555\*H915 (mm)



ENK63.TW  
L635\*W555\*H915 (mm)



ENK70.GW  
L635\*W555\*H935 (mm)



ENK71.GW  
L635\*W555\*H935 (mm)



ENK32.BW  
L635\*W555\*H1160 (mm)

# Situ



## SPECIFICATION



ESD60.TW  
L650\*W640\*H965 (mm)



ESD61.TW  
L650\*W640\*H960 (mm)



ESD70.GW  
L610\*W590\*H980 (mm)



ESD71.GW  
L610\*W590\*H980 (mm)

# Staryo



## SPECIFICATION



## SPECIFICATION



# Linye



## SPECIFICATION



ELY70.GM  
L570\*W540\*H845



ELY71.GM  
L570\*W540\*H845



ELY30.GM  
L575\*W540\*H865



ELY31.GM  
L575\*W540\*H865



ELY32.GM  
L575\*W570\*H850



ELY33.GM  
L575\*W570\*H850



# Sunshine

## SPECIFICATION



ESS30.MM  
L490\*W455\*H775 (mm)



ESS31.MM  
L540\*W520\*H990 (mm)

# Siye



## PURSUIT OF PERFECT DETAILS

Exquisite shape, the curve lines well fit the human body. Cushion on the back adds softness and warmth to the hard plastic chair.

## SPECIFICATION



ESY30.GN  
L545\*W645\*H800 (mm)



ESY31.MN  
L545\*W645\*H810 (mm)



ESY32.GN  
L545\*W645\*H800 (mm)



ESY33.MM  
L545\*W645\*H810 (mm)



ESY34.GM  
L545\*W645\*H800 (mm)

# Tango



## DESIGN OF MODERN TEMPERAMENT

Elegant and smooth streamlined design that fits the body's curvature. The fabric is very flexible. The cushion is full and cozy. After sedentary work, it's still comfort and free.

## SPECIFICATION



ETG70.GM  
L760\*W615\*H860 (mm)



ETG71.GM  
L760\*W615\*H860 (mm)



ETG72.GM  
L550\*W610\*H860 (mm)



ETG73.GM  
L550\*W610\*H860 (mm)



ETG74.GM  
L570\*W575\*H855 (mm)



ETG75.GM  
L570\*W575\*H855 (mm)



ETG70.GW  
L760\*W615\*H860 (mm)



ETG71.GW  
L760\*W615\*H860 (mm)



ETG72.GW  
L550\*W610\*H860 (mm)



ETG73.GW  
L550\*W610\*H860 (mm)



ETG74.GW  
L570\*W575\*H855 (mm)



ETG75.GW  
L570\*W575\*H855 (mm)





# Emmy

Every detail is inherited from ingenuity  
creating a special visual feast

## SPECIFICATION



SAM80R.1N + SAM80.1N  
L3000\*W930\*H720 (mm)



SAM80R.1N + SAM80L.1N + SAM80L.1N + SAM80R.1N  
L3200\*W3200\*H700 (mm)



SAM80R.1N + SAM80.1N + SAM80L.1N  
L4200\*W930\*H720 (mm)



SAM80.2N  
L1550\*W930\*H720 (mm)

## SPECIFICATION



## SPECIFICATION

---



SGL80.1T



SGL80.3T

# Gramy

The arc-shaped supporting foot and the arc-shaped armrest make the whole sofa looks light and soft.



# Desu

The exquisite sewing thread and the perfect splicing form which makes not only comfortable feeling of sitting, but also good feeling of touching.

## SPECIFICATION



SDW80.1N  
L970\*W880\*H770 (mm)



SDW80.2N/SDW80.3N  
L1970\*W900\*H700 / L2370\*W950\*H770 (mm)



# Piano

Blend advanced minimalism and light luxury  
convey noble breath with modern design

## SPECIFICATION



SYN80.1T  
L1050\*W1000\*H840



SYN80.3T  
L2350\*W1000\*H840



# Deshawn



## SPECIFICATION



SDN80.1T/SDN80.1N  
L990\*W940\*H850 (mm)



SDN80.3T/SDN80.3N  
L2400\*W940\*H850 (mm)



## SPECIFICATION



SSY50.1P  
L840\*W780\*H830



SSY50.2P  
L1350\*W780\*H830



SSY50.3P  
L1890\*W780\*H830

# Surry

Concise lines outline the spirituality of the space  
Give endless warm life style in elegant and far-off spreading



# View

Color matching makes the office space more colorful, and the hollow metal feet make the sofa lighter. Simple lines outline a versatile office life.

## SPECIFICATION



SGA60.1T  
L780\*W770\*H830 (mm)



SGA60.2T  
L1550\*W770\*H830 (mm)



SGA61.2T  
L1250\*W770\*H830 (mm)



SGA60.3T  
L1910\*W770\*H830 (mm)



# Sunin

## SPECIFICATION



SSX50.1B/SSX50.1P/SSX50.1T  
L880\*W770\*H770 (mm)



SSX51.2B/SSX51.2P/SSX51.2T  
L1550\*W770\*H770 (mm)



SSX50.2B/SSX50.2P/SSX50.2T/SSX50.3B/SSX50.3P/SSX50.3T  
L1550\*W770\*H770 / L1900\*W770\*H770 (mm)





# Yumu



## SPECIFICATION



SYM20.1N  
L830\*W1100\*H900 (mm)



SYM21.N  
L660\*W520\*H520 (mm)

# Rich



## SPECIFICATION

---



SYC20.1T/SYC20.1N  
L730\*W870\*H750 (mm)



# Yune

## SPECIFICATION

---



SYN20.B  
L860\*W940\*H980 (mm)



# Lanco

Flexible and interesting

## SPECIFICATION



"—" shape combination



"U" shape combination

## SPECIFICATION



"S" shape combination



"V" shape combination

# Lancy

Flexible fun  
play with fashion



## SPECIFICATION



"—" shape combination



"Z" shape combination

## SPECIFICATION



"T" shape combination



"L" shape combination



# Bee&Yodo

Elegant streamline, curved outline  
 elegant and unique style  
 deduces the beauty of fashionable office

## SPECIFICATION



SBY60Z.3T/SBY60Z.3B  
 L2350\*W900\*H820



SBY60H.3T/SBY60H.3B  
 L2380\*W1060\*H820



SYD21.1T  
 L810\*W760\*H850

## SPECIFICATION



# Bear

Concise appearance, stylish and bold matching comfortable and safe detailed design, enjoy the style of work you like

## SPECIFICATION

---



SBL20.3B  
L2190\*W980\*H830 (mm)



# Yoco

Yoco Training Stool, with four fresh colors & two types at your option, enlivens your workspace by injecting vitality to your talks.

## SPECIFICATION



SYQ20.XB  
L520\*W520\*H820 (mm)



SYQ20.B  
L450\*W450\*H450 (mm)

# Mooi



## SPECIFICATION

---



SMI20.1B  
L800\*W770\*H970 (mm)



# Augus

## SPECIFICATION

---



SAG20.3B  
L2090\*W870\*H1370 (mm)





# Bigpang

The sleek support backrest design makes the sofa light and slim. Meanwhile, this overall design embraces a sense of comfort as a firm hug.

## SPECIFICATION

---



SPA20.3B

L1820\*W920\*H750 (mm)



# Rhine



## SPECIFICATION



SLY20.3B  
L1820\*W740\*H790 (mm)



SLY21.3B  
L2020\*W860\*H740 (mm)



# Dolphin

Dolphin features soft contour and smooth lines. The overstuffed and highly resilient sponge offers you a chance to relax yourself and feel the happiness and peace of mind.

## SPECIFICATION



SHT20.1B  
L850\*W850\*H860 (mm)



## SPECIFICATION



S Pod



Work Pod



M Pod



L Pod

# POD

**Unique designs** like a portable office pod make them ideal for optimizing office space



